







KEY PLAN

- KEY**
-  Existing Vegetation
 -  Proposed mass planting (native species)
 -  Proposed mass planting (exotic / native species)
 -  Proposed groups of specimen trees
 -  Proposed screen fence
 -  Proposed screen fences or low screen mound

NB. Proposed mitigation is based on the current engineering design and is therefore subject to confirmation following detail design of the route.

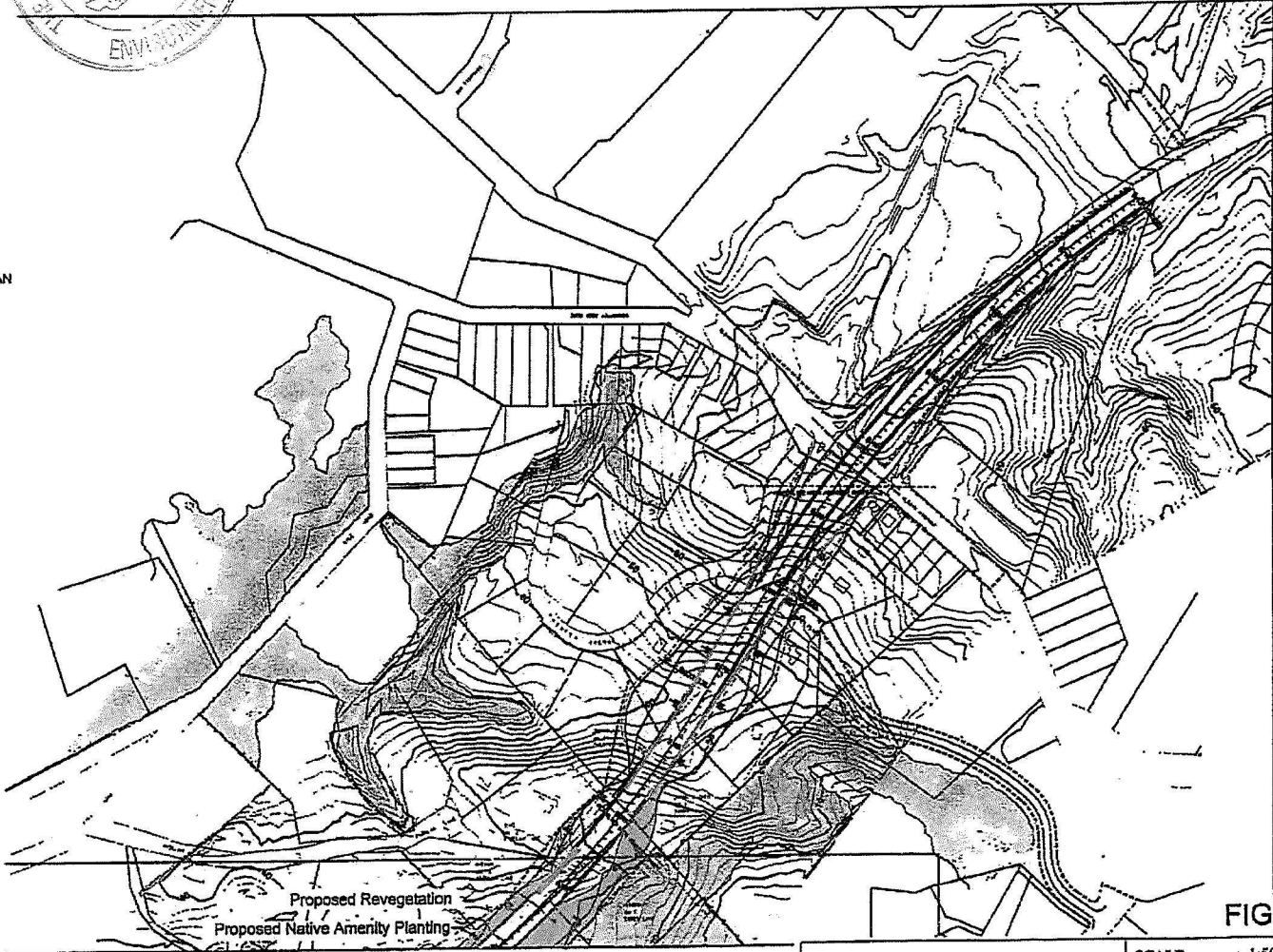


FIGURE a

STATE HIGHWAY 18 GREENHITHE Proposed Mitigation Plan Prepared by Boffa Miskell Ltd	SCALE	: 1:5000 @A3
	JOB NO	: 95221
	DATE	: April 1999
	REVISION	: